

2007
OFFICIAL
Rules and Regulations
for
Sighthound Oval Track Racing
(with 2009 changes posted)



NATIONAL OVAL TRACK RACING ASSOCIATION
NOTRA

*OFFICIAL
Rules and Regulations
for
Sighthound Oval Track Racing*

Revised: January 2009

Paragraphs marked with a bar in the right hand margin indicate a change from the 2005 rule book. That change might be a simple wording change or an entire new paragraph.

This revision incorporates all 2006, 2007, and 2008 approved changes.

NATIONAL OVAL TRACK RACING ASSOCIATION
(NOTRA)

Jeff Bradley, National Race Director
25641 S. Schockley Rd.
Beavercreek, OR 97004-9735
(503) 623-7078

Table of Contents

PART 1 RULES AND REGULATIONS

Chapter 1, GENERAL RULES.....	1
1.0 PURPOSE.....	1
1.1 PROGRAM DUTIES AND RESPONSIBILITIES.....	1
1.2 ELIGIBLE BREEDS.....	1
1.2.1. Approval process for new breeds.....	2
1.3 REGISTRATION REQUIREMENTS.....	2
1.3.1 Registration with NOTRA.....	2
1.4 THE OFFICIAL RACE MEET.....	2
1.5 AGE REQUIREMENTS.....	3
1.6 RISK AND RESPONSIBILITY.....	3
1.7 OWNER AS PLACE OR FOUL JUDGE.....	3
1.8 THE HOST CLUB.....	3
1.9 THE HOST CLUB COMMITTEE.....	3
1.10 ENTRY FEES.....	3
1.11 QUALIFYING TO RACE.....	3
1.12 MINIMUM STARTERS FOR OFFICIAL RACE MEET.....	4
1.13 OWNER / HANDLER SPORTSMANSHIP.....	4
1.14 HOUNDS ON SCOREBOARD.....	4
Chapter 2, REQUESTING AN OFFICIAL RACE MEET.....	5
2.1 REQUEST FOR LICENSE.....	5
2.1.1 Submitting request for next year Master Schedule.....	5
2.1.2 Submitting request changes to the Master Schedule.....	6
2.1.3 Canceling scheduled meets.....	6
2.1.4 Local modification of track.....	6
2.1.5 National NOTRA Meet.....	7
2.2 SUBMITTALS TO NOTRA.....	7
2.2.1 Phoned in Results.....	7
2.2.2 Recording Meet Results.....	7
2.2.3 Reporting results of NON- CHAMPIONSHIP Whippet meets.....	8
Chapter 3, OFFICIALS.....	10
3.1 HOST CLUB RACE DIRECTOR.....	10
3.2 RACING SECRETARY.....	10
3.3 INSPECTION COMMITTEE.....	10
3.4 RACE COMMITTEE.....	11
3.5 FOUL JUDGES.....	11
3.5.1 Location of the Foul Judges.....	11
3.6 PLACING JUDGES.....	11
3.6.1 Video Cameras at Finish Line.....	12

3.7 PADDOCK JUDGE.....	12
3.8 LURE OPERATOR.....	12
3.9 STARTER AND ASSISTANT STARTER.....	13
3.10 TIMER.....	13
 Chapter 4, RUNNING THE OFFICIAL RACE MEET.....	 15
4.1 THE RACE FORMAT.....	15
4.1.1 Distance.....	15
4.1.2 Number of Programs.....	15
4.1.3 Rotating the Racers.....	15
4.1.4 Number of Racers in Each Race.....	16
4.1.5 Local Modification of Racing Rules.....	16
4.2 THE GRADING SYSTEM.....	16
4.2.1 Initial Grading.....	16
4.2.2 Grading with Oval Racing Records.....	16
4.2.3 First Program of Graded Races.....	17
4.2.3.1 GRADING GUIDE Unavailable.....	17
4.2.3.2 Using the GRADING GUIDE.....	17
4.2.3.3 First Time Entered/Owner With 2 Racers.....	17
4.2.4 Selection of Post Position - First Program.....	18
4.2.5 Rotation by Points.....	18
4.2.6 Post Positions for the Second and Subsequent Programs:.....	18
4.2.7 Scoring the Points.....	18
4.2.8 Points for 3 Program Meets.....	19
4.2.9 Points for 4 Program Meets.....	19
4.2.10 Number of High Point.....	19
4.2.10.1 5-dog Races.....	19
4.2.10.2 4-dog Races.....	19
4.3 UNGRADED RACES.....	19
4.3.1 Grouping for Ungraded Races.....	19
4.3.2 Scoring Ungraded Races.....	19
4.3.3 Ungraded Races Without Point Scoring (2-program meets).....	19
4.4 HANDICAP RACES.....	19
4.4.1 Participation.....	20
4.4.2 Handicap Points.....	20
4.5 SAMPLE FORMS.....	20
 Chapter 5, TROPHIES, AWARDS, AND CHAMPIONSHIP POINTS.....	 29
5.1 TROPHIES.....	29
5.2 MONEY AWARDS.....	29
5.3 OVAL RACING CHAMPIONSHIP.....	29
5.4 SUPREME OVAL RACING CHAMPIONSHIP.....	30
5.5 Oval Track Racer (OTR) and Oval Track Racer of Merit (OTRM).....	30
5.6 NOTRA TITLE Precedence.....	31

Chapter 6, DISQUALIFICATION, DISMISSAL, BARRED, SCRATCHES, PROTEST.....	32
6.1 DISQUALIFICATION FOR INTENTIONAL FOUL.....	32
6.1.1 Retaliation.....	32
6.1.2 Uncertain Judge.....	32
6.1.3 Placings and Points.....	32
6.1.4 Penalty.....	32
6.1.5 Appeal from Permanent Disqualification.....	32
6.2 DISMISSAL FOR "OFF-COURSE".....	32
6.3 DISMISSAL.....	33
6.4 BARRED FROM RACING.....	33
6.5 SCRATCHES.....	33
6.6 NO RACE: RERUN OF A RACE.....	34
6.6.1 Options Instead of Second Rerun.....	34
6.6.2 Unnecessary Reruns to be Avoided.....	34
6.7 PROTESTING THE RACE MEET.....	35
 Chapter 7, OTHER BREEDS.....	 36
7.1 REQUESTING OTHER BREED MEETS.....	36
7.2 STARTING BOXES.....	36
7.2.1 Hand Slip.....	36
7.3 OTHER BREED INTERMEDIATE TITLES.....	36
7.3.1 Junior Oval Racer.....	36
7.3.2 Senior Oval Racer.....	36
7.4 OTHER BREED OVAL RACING CHAMPION.....	36
7.5 OTHER BREED SUPREME OVAL RACING CHAMPION.....	37
7.6 OTHER BREED FOUL.....	37
 Chapter 8, RACE TRACK AND EQUIPMENT.....	 38
8.1 RACE TRACK.....	38
8.1.1 Design Approval.....	38
8.1.2 Drag-lure Tracks.....	38
8.1.2.1 Layout of drag-lure tracks.....	38
8.1.2.2 Inner Fence.....	38
8.1.3 Continuous-Loop Tracks.....	38
8.1.4 Rail-lure Tracks.....	39
8.1.4.1 Measuring the Race Distance.....	39
8.2 PADDOCK AREA.....	39
8.3 JUDGES STANDS.....	39
8.4 LOUD SPEAKER.....	39
8.5 RACING JACKETS.....	39
8.6 RACING MUZZLES.....	40
8.7 STARTING BOX.....	40
8.8 PULLEYS.....	40
8.8.1 Drag-lure Pulleys.....	40
8.8.2 Continuous-Loop Pulleys.....	40
8.9 LURE EQUIPMENT.....	41

8.9.1 Lure Machine.....	41
8.9.2 Lure Pacing.....	41
8.9.2.1 Drag-lure and Continuous-loop.....	41
8.9.2.2 Rail-lure.....	42
8.9.3 The lure.....	42
8.9.4 Drag Line.....	43
8.10 TIMING SYSTEM.....	43
8.11 SCORE BOARD.....	43

PART 2 NOTRA APPROVED TRACKS AND SET-UP PROCEDURES

Chapter 9, Approved NOTRA tracks and set-up procedures.....	44
9.1 Pre Race Planning.....	44
9.1.1 Measuring Cable.....	44
9.1.2 Equipment Needed.....	44
9.2 220 Meter Drag Lure.....	45
9.3 270 Yard / 246 Meter Drag Lure.....	47
9.4 300 Yard / 275 Meter Drag Lure.....	49
9.5 350 Meter Drag Lure.....	51
9.6 440 Meter Drag Lure.....	53
9.7 220 Meter Continuous Loop.....	55
9.8 270 Yard / 246 Meter Continuous Loop.....	57
9.9 300 Yard / 275 Meter Continuous Loop.....	59
9.10 350 Meter Continuous Loop.....	61
9.11 440 Meter Continuous Loop.....	63
9.12 300 Yard / 275 M Drag Lure Track (Alternative).....	65
9.13 300 Yard / 275 M Continuous Loop Lure Track (Alternative).....	65
9.14 Miscellaneous construction tips.....	65

Chapter 1

GENERAL RULES

1.0 PURPOSE

The National Oval Track Racing Association (NOTRA) has prepared these Official Rules and Regulations for Oval Track racing to encourage competition within each breed of registered Sighthound under a uniformly high standard. Included is an Oval Racing Championship (ORC) award program designed to reward outstanding racing Sighthounds when they have earned the necessary ORC points. Every effort has been made to offer a set of rules that can be operated effectively and honestly by local race groups.

1.1 PROGRAM DUTIES AND RESPONSIBILITIES

The National Race Director will establish the policy and, subject to approval of the Association's Club Members, the rules of conduct of the Association's race program. The Club Members shall implement and enforce the Association's rules and policy when sponsoring a race meet. The following procedure shall be used to amend these rules:

1.1.1 Annually the National Secretary / Treasurer shall notify all Association's Officers, Regional Coordinators, and Club Members by September 1st. that proposed rule changes are solicited. To qualify for participation in the Rule Change Process, Club Members must have held, co-hosted, or have scheduled, at least one sanctioned NOTRA Meet during the Calendar Year.

1.1.2 Proposals must include:

1. The proposal title and a brief description (1 or 2 sentences minimum),

2. Actual proposed rule text showing deletions and additions to the existing rule, and

3. A short (1 or 2 paragraph) commentary on why the proposal is being submitted and must be received by the National Secretary / Treasurer not later than October 1st.

1.1.3 The NOTRA Rules Committee shall convene for the purpose of:

A. Collating all proposals into the voting booklet,

B. Reviewing all proposals for effects on existing rules,

C. Combining like proposals into one more conclusive proposal.

1.1.4 The National Secretary / Treasurer shall mail Proposed Rule Change Booklet and Ballot to each Club Member by November 10th.

1.1.5 Club Members shall return their ballot such that it arrives at the National Secretary / Treasurer NOT LATER THAN December 9th to be counted. The National Secretary / Treasurer will notify all Association Officers and Club Members of the outcome of the voting within 15 days. The National Secretary / Treasurer shall retain the ballots for a sixty (60) day period, during which time they shall be available for inspection by any Club Representative.

1.1.6 Amendments to the Race Rules shall be accepted by a two thirds (2/3) majority of the ballots cast.

1.2 ELIGIBLE BREEDS

Only purebred Afghan Hounds, Basenji, Borzoi, Cirneco dell'Etna, Greyhounds, Ibizan Hounds, Irish Wolfhounds, Italian Greyhounds, Pharaoh Hounds, Rhodesian Ridgebacks, Salukis, Scottish Deerhounds, Sloughis, and Whippets may be entered in an Official Race Meet held under these Rules and Regulations.

1.2.1 Approval process for new breeds

Any new sighthound breeds shall be accepted provisionally, prior to a new racing season, upon written request from a NOTRA Club. This request will be made known to all NOTRA Clubs so they too may participate in the Provisional process. Final approval for breed acceptance will be by a vote of NOTRA Clubs in the year end ballot process and the breed will be accepted by a two thirds (2/3) majority of the ballots cast. Any new breed applying for provisional status during a current racing season will be accepted for that year but will not be voted on until the following year's ballots, e.g. a new breed applies in August of 2000, this breed will not be voted on until the ballot distributed in November of 2001. The Race Secretary hosting a meet with provisional dogs will submit a short report either the National Director for Other Breeds or the Other Breed Record Keeper. The reports shall include with the proposals deciding if the provisional breed shall become a recognized NOTRA breed. Championship points may be incurred during this time and awarded upon breed acceptance.

1.3 REGISTRATION REQUIREMENTS

All hounds entered must be individually registered with the American Kennel Club (AKC) (eligible for entry into the Stud Book register), Canadian Kennel Club, or with the National Greyhound Association (NGA), or with any foreign registry recognized by the AKC. For Rare Breeds not recognized by the AKC, or by any foreign registry recognized by the AKC, hounds must be registered with the Federation Cynologique Internationale (FCI) through its affiliated registries world wide (for dogs born in the USA, the Federa-

cion Canofila de Puerto Rico), and/or the AKC Foundation Stock Service. Hounds registered with the AKC under Indefinite Listing Privilege (ILP) or the CKC equivalent (Listing) may also be entered for all breeds except Whippets. All hounds entered must be registered with NOTRA. The person entering a hound for racing must be the actual owner, or agent of the owner, or be in possession of papers transferring ownership to the person entering the hound.

1.3.1 Registration with NOTRA

Registration can be accomplished by sending to NOTRA a copy of the individual registration papers (AKC, NGA, acceptable foreign registry, or ILP) with a fee of \$2.00 per dog. This should be done at least 3 weeks prior to entering a meet, otherwise the dog should be registered on the day of the meet by submitting a copy of the registration papers with the required fees for forwarding to NOTRA. Registration is for the life of the dog.

1.4 THE OFFICIAL RACE MEET

At an Official Race Meet, races may be offered for one or more breeds. Whippets must start from a suitable starting box. Other breeds may use a starting box, or if advertised prior to the meet, and if approved by NOTRA, may be hand slipped or use an automatic slip device (See Chapter 7 for details). (An automatic slip device is a device to which the collars of the racers are attached, and which simultaneously released the racers when the starter throws a release handle.) All racers must wear racing muzzles. Hounds will compete only against other hounds of the same breed. There will be no mixed Sighthound races for the period 6:00 AM to midnight on the day or days of an Official Race Meet on the

same track or adjacent grounds.

1.5 AGE REQUIREMENTS

Hounds must be 1 year of age or older on the first day of an Official Race Meet to be entered.

1.6 RISK AND RESPONSIBILITY

The owner or agent entering a hound in an Official Race Meet assumes all risk and responsibility for loss or injury suffered by or caused by the agent or owner, or his hound while on the grounds or near the entrance of the Race Meet.

1.7 OWNER AS PLACE OR FOUL JUDGE

No owner of a hound entered in an Official Race Meet may be a Foul or Place judge for the race in which his hound is running. A replacement judge must be requested for races in which a judge's hound is running.

1.8 THE HOST CLUB

The host Club for an Official Race Meet is the club, group, or individuals which puts on the meet. The Host Club must be licensed by NOTRA and must agree to abide by these Rules and Regulations.

1.9 THE HOST CLUB RACE COMMITTEE

Prior to the race meet, the Race Secretary shall appoint a Host Club Race Committee of three persons. The members of the Host Club Race Committee shall be announced prior to the commencing of racing. An alternate individual(s) should be appointed to the Race Committee if a decision to be made by them involves a dog owned by one of them. The decisions of the Host Club

Race Committee are final in all matters occurring on the day of the Official Race Meet (except judges decisions) subject to these Rules and Regulations.

1.10 ENTRY FEES

Entry fees shall be fixed by the Host Club and shall be forfeited if a hound is disqualified, dismissed, or scratched from racing for cause except as follows:

1. Bitches in season, which come in season after entry is made, shall have their entry fees returned
2. Hounds which are determined to be lame, obviously sick, or in season by the Inspection Committee prior to competing in any races shall be barred from racing and shall have their entry fees refunded.

1.11 QUALIFYING TO RACE

The Host Club Race Director may order a qualifying for any hound which has not previously raced properly at an Official Meet, i.e. the hound is a First Time Entered (FTE), or only has Disqualified (DQ), Did Not Finish (DNF), or Off Course (OC) on his racing record. Qualifying runs can be held at practice races or before an Official Meet. Entries at Official Meets should only be accepted from hounds which are qualified to race. A qualifying run shall consist of at least 200 yards including at least one turn. The hound being qualified will start from the starting box (if appropriate) and will run with another dog of the same breed or similar speed, said dog to be provided by the owner/handler of the dog being qualified.

1.12 MINIMUM STARTERS FOR OFFICIAL RACE MEET

The minimum number of starters for a race meet to be considered official is:

Whippets.....

2-14 Starters(OTR points only)

15 Starters (OCR and NORC points as well as OTR points)

Each other breed.....2 Starters
of the that breed

1.13 OWNER / HANDLER SPORTSMANSHIP

Owners / Handlers at NOTRA Events accept and agree to abide by the NOTRA rules, and generally accept rules of conduct of good Sportsmanship. Further, they shall pick up after their hound, keep the grounds clean, and treat their hounds with respect and in a humane manner. Physically or verbally abusive behavior towards race meet officials, workers or other participants will not be tolerated, and the Race Committee may evict any persons exhibiting such behavior from the race meet site. In this event, entry fees shall not be refunded.

1.14 HOUNDS ON SCOREBOARD

It is the responsibility of the owner / handler to verify all their hounds names are on the scoreboard prior to the start of the first race in the first program of the meet. Once the first race is run, missing hounds will not be added to the meet for any reason.

Chapter 2

REQUESTING AN OFFICIAL RACE MEET

2.1 REQUEST FOR LICENSE

Any club, group, or individual may request a license from NOTRA to hold an Official Race Meet. Such a group or individuals are referred to as the Host Club. They should be knowledgeable and experienced, and able to properly conduct an Official Race Meet. This can be evidenced by either:

1. Having successfully conducted approved Whippet Racing Association (WRA), North American Whippet Racing Association (NAWRA), Large Gazehound Racing Association (LGRA), or CARA meets AND having participated in a NOTRA licensed Official Race Meet, OR
2. Having successfully conducted an unofficial Race Meet, held in accordance with these rules and Regulations, with at least 3 Programs of racing, with a minimum of 15 starters, and with the results submitted to NOTRA.

2.1.1 Submitting request for next year Master Schedule

Annually by November 14th, each Club shall submit a request in writing for next year schedule to the appropriate Regional Coordinator. The request must specify the dates, locations, breeds for which races are to be offered, lure type, distance, number of programs, the name of the Host Club, and the name of the Host Club Race Director. Priority for a given date will be given on the following basis through November 14th, preceding the schedule year (i.e. November 14,

1997 for the 1998 Schedule year). After that date all dates will be strictly First come, First served. for the next year.

1. Using the Corresponding Date Table, Clubs that request the corresponding weekend from the current year. NOTE: Those clubs that have meets tied to a specific holiday weekends (i.e. Labor Day Weekend, Thanksgiving Weekend) shall also be allowed to request that holiday weekend although it might not be the corresponding weekend per the Table.

2. Club that had the same date in last years schedule; but, moved in the current year because of things beyond the club's control. (i.e. Nationals, grounds not available on holiday weekend (Easter, 4th of July), Floods, snow, etc.).

3. Clubs that have to shift a week early or late in the next year schedule because of things beyond the Club's control. (i.e. Nationals, grounds not available on holiday weekend (Easter, 4th of July), etc.).

4. New clubs (in existence less than two years) with no or limited schedule in the current year.

2 Clubs in existence for more than two years that are moving to a new date (not covered in paragraph 2 or 3 above) or adding additional race dates shall be strictly on a space available, first come, first served basis starting on November 15th, current year.

6. Regardless of regional boundaries, NOTRA race meets may be held on the same weekend provided the meet locations are separated by a driving distance of 400 miles. (For convenience, a computerized mapping program may be used to determine driving distance.)

Regional Coordinators are to forward their next year's draft regional schedule

to the NOTRA Secretary by December 1 of the current year for resolution of conflicts between neighbor clubs in adjacent regions.

The NOTRA Secretary will publish the NOTRA Master Schedule and mail to all Club Representatives before the start of the new year.

2.1.2 Submitting request changes to the Master Schedule

The request for additions to the Master Schedule during the year must be made in writing to the appropriate Regional Coordinator at least 60 days prior to the date requested, and must specify the date, location, breeds for which races are to be offered, lure type, distance, number of programs, the name of the Host Club, and the name of the Host Club Race Director. The Regional Coordinator will forward the approved request to the NOTRA National Secretary at least 45 days prior to the meet. With the exception of replacement dates for canceled meets, September 1st of the current year, is the cutoff date for requesting additional dates to the current year schedule. Request for replacement dates for cancelled meets must be made at least 60 days prior to the date requested UNLESS the request is made within 10 days of the notice of cancellation. If the reschedule request is made within 10 days of the cancellation notice, that meet may be rescheduled for any date requested by the club, provided that the meet location is separated by a driving distance of 400 miles from any other scheduled NOTRA meets.

2.1.3 Canceling scheduled meets

Notification of meets that are on the Master Schedule that have to be canceled for any reason must be received at least seven (7) days in advance. All of

the following NOTRA Officers must be notified by phone of the cancellation.

1. Your Regional Coordinator
2. Whippet Record Keeper
3. NOTRA National Secretary
4. Other Breed Record Keeper (If Other Breeds were scheduled)

Failure to notify will result in a Club fine of \$10.00 plus any unnecessary expenses incurred by NOTRA due to the failure to notify. The only exceptions to the 7 day requirement will be insufficient entries and sever conditions that make racing impossible (i.e. floods, snow, acts of nature, etc.) which must be made within 24 hours after the scheduled meet.

2.1.4 Local modification of track

Distance or type of track may be changed to one of the other official designs on the day of the meet if the scheduled track can not be set-up safely due to problems of the field such as flooding, new obstacles recently installed by land owner, etc. This rule also allows minor changes of the length of the track to avoid obstacles providing that the minimum length shall be no less than a 220 meters (241 yards) or greater than 403 meters (440 yard). To the extent possible, such modified track shall conform to one of the approved track designs in Section 9. This provision shall also allow the host Club to move the meet to a new venue (if one exist) on the day of the meet in the event of the original venue is not available. The Host Club Race Secretary shall include in the telephone reports that the type track, length or shape of track, or change in venue was made. This fact must also be included in the written race meet reports filled with the NOTRA Secretary / Treasurer, Whippet Record Keeper, Other

Breed Record Keeper and the Whippet Wranner. This change shall be non-protestable providing the following provisions are met.

(a). All owners or handlers shall be given a chance to inspect the revised track

- then -

(b). Prior to running the meet, a 2/3 or greater vote of all owners or handlers of hounds entered on the day of meet must approve the revised track or change of venue.

- and -

(c). Refunds of entry fees are offered to owners that do not want to run their dogs on the modified track.

2.1.5 National NOTRA Meet

Once a year NOTRA will celebrate a National NOTRA Meet. Host Club(s) are encouraged to volunteer for this Meet and submit their request to the Secretary-Treasurer, coincidental to the annual Rule Change process. When more than one Host Club location request has been received, Club Members will be allowed to vote to determine the National NOTRA Meet location. To obtain maximum participation, it is encouraged that the National NOTRA Meet be held in conjunction with the NAWRA, WRA, or CWA specialty; if not possible the National NOTRA Meet will be a two day affair. The Host Club(s) for the following year National NOTRA Meet will be announced with the results of the Rule Change Proposals before the end of the year. Whippets should use a distance which allows the running of 4 Programs. This would preclude any distance exceeding 350 meters unless a club wishes to spread the races

over 2 days in the case of a 440 yard distance.

2.2 SUBMITTALS TO NOTRA

2.2.1 Results

Within 24 hours of a meet, the Host Club should electronically mail (Email), phone or FAX in the following to NOTRA Whippet Registrar / Record Keeper, National Other Breed Record Keeper, and NOTRA National Secretary/Treasurer:

1. General meet info (date, location, rype trace) and number of hounds starting in each breed;
2. The individual names of the starters, NOTRA Registration Numbers, and their owners;
3. The placing and points earned by each starter;
4. All FTE, DQ, OC, DS, and SC.
5. Results of each race indicating any reruns;
6. Sample report is shown in Figure 2.1.
7. Attach results in an Excel spreadsheet; or Word.doc; or Acrobat.pdf file instead of pasting the results into the email. (DO NOT USE MS WORKS FORMAT.)
8. Current NOTRA Officers names, email address and US post office mailing address shall be included in the cover letter of the Grading Guide since they are subject to change and as such not included in the rule book.

2.2.2 Recording Meet Results

The results of the meet will not be recorded in the permanent records of NOTRA nor will points toward an Oval Racing Champion (ORC) be awarded until all necessary results and fees have been

received by the NOTRA National Secretary / Treasurer. Per capita fees of \$1.00 per starter sent to the NOTRA Secretary / Treasurer payable to the incumbent NOTRA Treasurer within 7 days of the meet.

2.2.3 Reporting results of NON-CHAMPIONSHIP (2-14 entries) whippet meets

For whippet meets with 2-14 entries, only Oval Track Racer (OTR) points, not championship (ORC) or National (NORC) points, are awarded. The results are not entered into the grading guide and do not influence the grade or ranking of the whippet, but a copy of the order of finish and race-by-race results including any disqualifications and FTE's (which DO get recorded) must be submitted to the Whippet Registrar/Recorder with AKC/CKC registration certificates and \$2 registration fee if not previously registered. A copy of the results must also be sent to the National Secretary/Treasurer (with the \$1 per capita fee) and to the Whippet OTR **Record Keeper**.

VIWA 10/31/99 220m uval, 4 dog races, 4 prog. drag lure at Cobble Hill, BC, Canada

WHIPPETS – 16 entered

Fin	NOTRA #Call	Reg. Name	Owner	SCORE	NOTES	
1	2824	Zeeno	Zeeno	James	29	2 NORC
2	2964	Sara	Ringdove Midnight Soiree	James	19	
3	2648	Hoodee	Ringdove Who Deenee	Mearns	18	
4	2667	Willy	Ringdove Clean Sweep	Mearns/James	15.5	
5	2629	Spice	Ringdove Mosaic	James	15	
6	2550	Quest	Ringdove Request	James	15	
7	2415	Geordie	Mirages Ultra Slim Fast	Allison	13	
8	Pend	Checky	Oochigea's Xanadu	James	13	2ORC
9	Pend	Tilly	Loughren Matilda of Whoapat	Newman	12	
10	Pend	Russell	Huntvalley Rustler	Mearns	10	
11	Pend	Emma	Huntvalley Isadora Emma	Byers	9	
12	Pend	Echo	Huntvalley Echo	Jones	8	
13	2965	Rojo	Whoapats Rojo Caliente	Newman	7SC2	
14	2498	Daisy	Ringdove Quassia	James	2SC2	
15	5556	Stinky	Stinky Feet	Does	0O/C1	
16	5555	Binky	Finky's Binky O' the Fluffsters	Smith	0DQ1	

Race by Race results:

Prog 1	1	Tilly, Rojo, Emma ,Stinky (O/C)
	2	Russell, Echo, Daisy, Binky (DQ)
	3	Willy, Hoodee, Checky. Spice
	4	Zeeno, Sara, Quest, Geordie
Prog 2	1	Spice, Checky, Emma, Stinky
	2	Hoodee, Echo, Rojo
	3	Quest, Geordie, Tilly
	4	Zeeno, Sara, Willy, Russell

etc.

NEXT BREED - ## entered

FIGURE 2.1. SAMPLE FORMAT

Chapter 3

OFFICIALS

Each Official Race Meet must use well-trained, competent, and strictly honest officials. They should not be under the influence of alcohol or consume alcoholic beverages while acting as officials. The Meet Race Director and Racing Secretary can be one individual, but it is preferred to use two. Each Official Race Meet must have the following officials (their duties are listed):

3.1 HOST CLUB RACE DIRECTOR

1. Chairman of the Race Committee;
2. Appoints officials and other personnel needed for the set-up and operation of the meet;
3. Assures that all trophies and awards are on hand;
4. Provides grounds for the meet, arranges for clean-up before and after the meet;
5. Arranges for the set-up of the track when required;
6. Assures that all equipment and supplies are on hand and functioning;
7. Coordinates the operation of the meet;
8. Calls the roll of the entered hounds before the draw for the first program of racing;
9. Calls up each race such that the meet is run off efficiently without undue delay;
10. Announces the official order of finish of each race after receiving reports or consulting with Placing and Foul Judges and the Starter.

3.2 RACING SECRETARY

1. Applies for license from NOTRA to hold an Official Race Meet on a specific date at least 60 days prior to the date required (See Section 2.1);
2. Accepts entries for the meet and prepares a program for the meet which list the entries by breed and grade;
3. Collects all records of the meet, phones in the results to the National Race Director within 24 hours of the meet and sends the results and per capita fees to the National Race Director within 7 days after the meet;
4. Maintains an up-to-date knowledge of the racing ability and grade of each hound racing at Official Race Meets;
5. Assures that hounds start in the correct grade according to the Grading System;
6. Is a member of the Race Committee;
7. Conducts a public draw for the first program of racing;
8. Assures that accurate score keeping is done on Official Record Sheets;
9. Rotates the racers by similar points for each program of racing in accordance with the scoring system;
10. Assures that the placing and scores are correctly listed on the scoreboard.

3.3 INSPECTION COMMITTEE

The Inspection Committee consist of two knowledgeable individuals.

1. Prior to Roll Call, they inspect each hound entered for lameness, sickness, being in season, and adequacy of muzzles.

3.4 RACE COMMITTEE

The Race Committee consist of 3 knowledgeable individuals including the Meet Race Director and the Racing Secretary.

1. Render a decision on any question regarding interpretation on the NOTRA Rules and Regulations;
2. Render a decision on any complaint or protest lodged by any owner or handler of a racer;
3. Supply a written decision when requested by the person lodging the protest or complaint;
4. Rule on barring, scratching, dismissing or disqualifying a racer based on the reports of the concerned officials.
5. Rule on as to whether a race shall be re-run.

3.5 FOUL JUDGES

There shall be a minimum of 3 for "U" tracks and 4 for full circle tracks.

Each Foul Judge must be well trained and experienced to carefully observe each race and determine whether there was "No Problem", "No Race", "Off Course", "Possible Foul", or "Disqualifying Intentional Foul". Each judge must also determine which racer(s) are involved. Before conferring with anyone each Judge must make a written report to the Race Director of any problem. When a "Disqualifying Intentional Foul" is called, at least 2 Judges must agree that it occurred and agree on the identity of the aggressor,. If there is lack of agreement, it should be called a "Possible Foul".

3.5.1 Location of the Foul Judges

On the U-val tracks, the judges should always be outside the inner fence defining the track. On the full circle tracks, they

should be located to give the best coverage to the bends. However, they must be located such that a minimum of two judges have an unobstructed view of the race at all times. At the start of the race, one judge must be at or near the starting box; and, at the finish of the race, one must be within 10 yards of the finish line. In full ovals the judges at the box and in the first turn judge may have to move during the course of the race to provide coverage of the last turn and the finish line. The box operator may serve as one of the Foul Judges. More specific directions cannot be given because of the variation of the tracks.

3.6 PLACING JUDGES

Two or Four judges should be used for 2-, 3-, or 4-dog races, and four or six judges for 5 dog races. Additional judges may be present for practice judging, but their results should not be used.

The Placing Judges must be thoroughly qualified to accurately determine the order of finish of each race. One judge is designated the "Head Judge". Each judge should carefully observe the order of finish of each race while standing well back from the track for good visibility, and, preferably from an elevated stand, at the Finish Line. (Judges must not be sitting or lying down.) Immediately after each race, without conferring with anybody, they should each write the order of finish by number or color of racing jackets on the Placing Judges Report. The Reports are given to the "Head Judge" for correlation. The majority decides a difference of opinion. A tie should be called if the judges are equally split or if there is a very strong disagreement on a placing. It is desirable to have a board at the Finish Line on which the "Head

Judge" post the Program Number, The Race Number, and the Order of Finish of each race. The results are not "Official" until posted on the meet Scoreboard after reports of the Foul Judges have been considered. Half of the Placing Judges should be located on each side of the track.

3.6.1 Video Cameras at Finish Line

The use of a video camera and playback equipment at the finish line is authorized in NOTRA meets. The video camera must be of sufficient speed to be able to actually capture the individual dogs as they cross the finish line. The playback equipment must be able to view individual frames in a stop motion format. The use of video equipment shall be in a supplemental mode and will not replace the placing judges. If used, the following procedure must be used on each race.

3.6.1.1 The placing judges will call the race as usual. If there is a disagreement among the placing judges, they (and No one else) may call a photo finish. When this happens, the race will be posted as a photo finish. The resolution of this race shall take place prior to the running of the next race.

3.6.1.2 All placing judges for that race will immediately proceed to the viewing area along with the video and video operator.

3.6.1.3 Only the placing judges of that race and the video operator shall review the finish. After the placing judges review the video, they shall announce their results. These results shall become official and posted on the score board.

3.7 PADDOCK JUDGE

The entries for each race are gathered in the paddock where the Paddock Judge assures that the proper racers are present, and that they are properly jacketed and muzzled. When notified by the Race Director, he sends the racers and their handlers onto the track in numerical order, with their jackets and muzzles on for the parade to the starting box. No racer may be carried to the starting box.

3.8 LURE OPERATOR

The Lure Operator must be well trained and experienced to pace the lure in front of the racers in a manner which results in the best possible racing. With the rail-lure, maintaining the lure 5 to 10 yards ahead of the leading racer at a smooth pace is desired. On the straights, the lure is positioned about 10 yards in the lead, while in the turns, the lure is allowed to back up to about 5 yards lead. When a drag-lure is used, the lure must be maintained at the correct distance ahead of the lead racer so that the lure appears, to the racers, to be moving towards the inner fence at all times. This requires a lead of from 20 to 30 yards depending on the design of the track. This is discussed further in Section 7.9.2. If the lure is too far in front of the racers, they may become unsighted, lose interest, or tend to cross the inner fence; if it is too close, the racers may "check" or tend to run a poor path around the track. Either can make for poor racing and should be avoided. The Lure Operator should check the condition and attachment of the lure after each race and repair or replace if it necessary.

3.9 STARTER AND ASSISTANT STARTER

1. They check all racers and equipment at the starting box and assist in the loading of the racers into the starting box (racers should be loaded in numerical order);
2. Assure that no owner or handler touches the lure or teases the hounds with the lure;
3. When a drag-lure is used, place the lure 15 feet in front of and centered in front of the starting box. When a continuous-loop lure is used, the lure is placed 15 feet in front of the starting box (but is not centered). The lure should be in clear view of all the racers. A mark should be made on the ground designating the pre-start lure location, and the lure should be placed on this mark before the start of each race. (See Figures 3.1 and 3.2 for details of lure placement prior to the start.);
4. Checks that all the racers are facing forward with muzzles in place just prior to signaling the lure operator to start the lure;
5. If he feels it is necessary, he may briefly tease the racers with the lure just

before the start of the race;

6. When a drag-lure is used, opens the starting box using a "jump start" so that the door opens the instant the lure begins to move away; OR
7. When the continuous-loop drag-lure is used, opens the starting box when the lure reaches a designated point (usually 25 yards) in front of the starting box); OR
8. When a rail-lure is used, opens the starting box when the lure reaches a designated point on the rail;
9. Checks the start for proper operation of the starting box and any fouling at or near the start. If any racer obtains an unfair advantage due to improper operation of the starting box, or if a racer passes or touched the lure, the Starter notifies the Race Director of a "No Race"

3.10 TIMER

It is important to have a thoroughly qualified individual to operate the stop watch, the electrical, or electronic timer. It should be understood that the time of a race is dependent on the exact distance of the race and the track conditions.

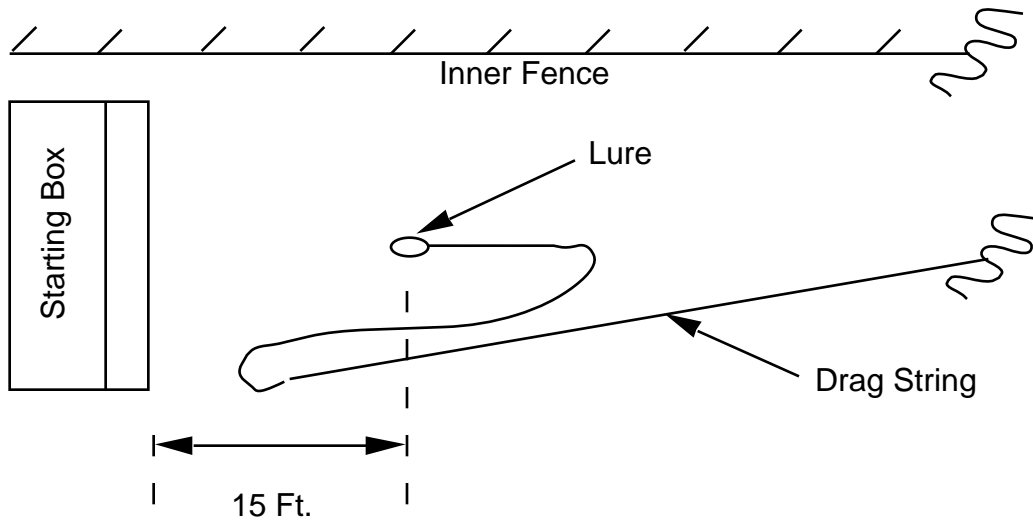


FIGURE 3.1. Detail of Drag-lure placement

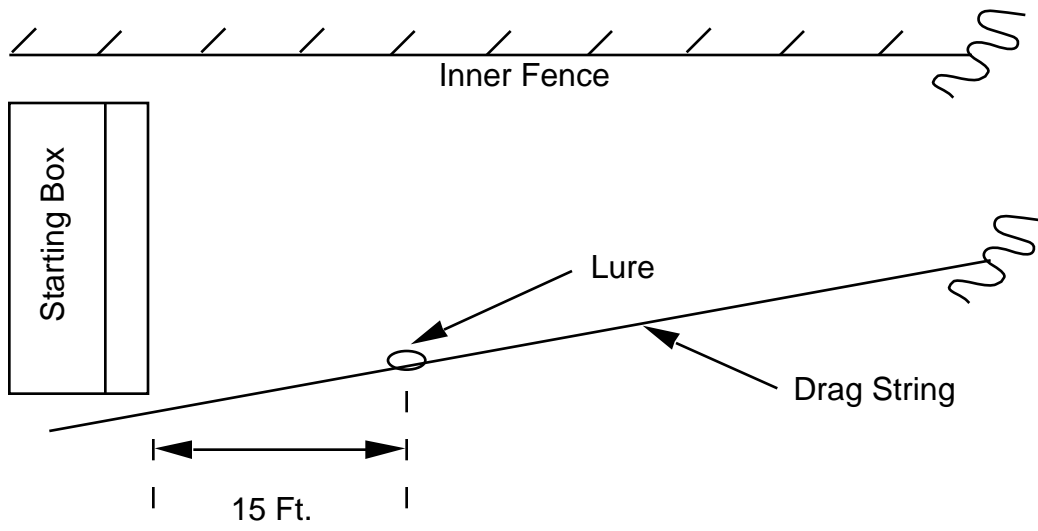


FIGURE 3.2. Detail of continuous-loop lure placement

Chapter 4

RUNNING THE OFFICIAL RACE MEET

4.1 THE RACE FORMAT

The Race Format consists of the distance of the races, the number of programs of racing (the number of times each racer runs in a meet) and the number of racers in each race

To qualify as a "starter" (for purposes of NORC/ORC points to be awarded and for determining the number of high point races as described in sections 4.2.10.1 and 4.2.10.2) the following criteria must be met. An entrant will only be considered a "starter" if said entrant goes to the starting box (or starting line for those breeds being slipped), is loaded into the starting box or standing at the starting line & is released from the starting box/line.

4.1.1 Distance

The races may be at Short, Medium, or Long Distances at the option of the Host Club, subject to NOTRA approval. Either a drag-lure, a continuous loop, or a rail-lure track may be used. The specific recommended distances are as follows:

RACES	Distance (yards) or meters
SHORT	300 yds or under, 220m
MEDIUM	301 to 400 yds, 350 m
LONG	400 yds and over

The Medium distances are considered the Standard distances, and should be most frequently used. Track distance is measured 1 meter (39 inches) out from the inner fence for metric tracks and 1 yard (36 inches) out for distances specified in yards. Rail-lure track distances may be

changed somewhat if necessary to accommodate the specific layout of the track to be used, if such modifications are approved in advance by the NOTRA Board of Directors.

4.1.2 Number of Programs

The meet consists of 3 or 4 programs of racing, all at the same distance, in which an entry can race once in each program. For Whippets a meet of Short Races consist of 4 programs in a single day. Meets of Medium Length races may consist of 3 or 4 programs in a single day. Meets of Long Races may consist of three programs in a single day, or four programs in a 2 day meet. In the case of Medium and Long distances, the number of programs and number of days for the meet will be at the option of the Host Club, and must be specified when submitting the meet request (See Chapter 2). For breeds other than Whippets, a meet consists of 3 programs in a single day. If a racer does not start in one program, it is automatically scratched from subsequent programs. In order for a meet to be Official, all programs planned must be completed, except in the case of a 4 program meet, which can be terminated at the end of 3 programs, due to an unavoidable cause. Programs can be arranged to run each breed in sequence or intermingled. However, no hound should be required to race a Medium or Long Race with less than 45 minutes rest, except in a case of a rerun (See Chapter 6).

4.1.3 Rotating the Racers

Racers are to be rotated for each subsequent program by a point system described in Section 4.2 for Graded Races and in Section 4.3 for Ungraded Races. Meets should use Graded races unless 3/4 or more of the entry in a given breed

are in one grade. Some breeds can run in Graded Races and others in Ungraded Races at the same meet, if indicated.

4.1.4 Number of Racers in Each Race

For Whippets all meets regardless of distance of track may use either 4 or 5 dog races, regardless of the number of starters. This decision will be made by the host club and published when submitting request for race date(s). For Other Breeds, all races will consist of 4 dog races.

4.1.5 Local Modification of Racing Rules

These Racing Rules may be modified on a case by case basis for a single meet by a 2/3 majority of all owners / handlers of the hounds entered in the meet. Only those rules that apply to the safety of the dogs can be modified. Any onetime approved change must be submitted in writing by the Host Race Secretary and included with the Race Report to the NOTRA National Secretary / Treasurer within 7 days of the meet.

4.2 THE GRADING SYSTEM

The object of the Grading System is to match racers against each other by a point system based on racing ability. Racers are not divided by sex or any other factor. All racers shall have a Grade classification A, B, C, or D in the First Program of a meet using Graded Races. After each meet, each hound will have its Grade recalculated based on its performance in the meet.

4.2.1 Initial Grading

A hound which has no previous race record at Official Race Meets starts in Grade D, except that it may be put in

Grade C at the discretion of the Racing Secretary based on the results of schooling races. A Whippet which has raced in CWA, WRA, NAWRA & CARA should be initially graded according to its CWA, WRA, NAWRA & CARA record by reducing its grade by one grade and any Other Breed should be initially graded according to its LGRA or CARA record by reducing its grade by one grade.

4.2.2 Grading with Oval Racing Records

When a racer entered for an Official Race Meet has previously raced at Official Race Meets, it should be graded based on its Oval Racing Record. The weighted average (WAVE) is calculated as described below. Only the last three meets entered are considered. The basic formula is:

$$[(\text{meet } 1) + 0.7(\text{meet } 2) + 0.5(\text{meet } 3)]/2.2$$
 where meet 1 is the most recent meet and meet 3 is the oldest meet. Only completed meets are used for calculating the WAVE.

If only 2 meets were run or one was a scratch, then the formula is $[(\text{meet } 1) + 0.7(\text{meet } 2)]/1.7$.

If only one meet was completed or the dog ran in only one meet, then the WAVE is the score earned in that one meet. Scores from three program meets are first converted into equivalent four program meet scores by multiplying by 29/22. If the dog only has scratch meets in its last three meets then the scratch scores are averaged to get the WAVE until a complete meet is run by the dog. The following table of points earned and placing should form the basis for grading from Oval Race Records:

GRADE	POINTS EARNED (3 Programs)	POINTS EARNED (4 Programs)
A	11 through 22	15.2 through 29
B	8 or more & less than 11	11 or more & less than 15.2
C	5.5 or more & less than 8	7.6 or more & less than 11
D	less than 5.5	less than 7.6

NOTRA frequently issues a computer generated GRADING GUIDE, available for download from the official NOTRA web site. For Whippets, the Grading Guide indicates the Grade, rating and Wave of all experienced racers based on these criteria. For Other Breeds, the Grading Guide includes the Grade and Wave of the racers.

4.2.3 First Program of Graded Races

The Racing Secretary, together with a committee of not more than 2 other qualified persons, make up the races for the first program.

4.2.3.1 GRADING GUIDE Unavailable

If a Grading Guide is unavailable then grouping the racers is done by first segregating the entered hounds by grade, if known. A knowledgeable Racing Secretary will also group the better racers in each grade and the slower racers in each grade. The Race Set-up Charts Table 4-1 and 4-2 show the desired number of racers in each race depending on the total number of starters in the program. The race groupings should conform to these charts. Groupings may be combined to best fill the races according to these charts.

4.2.3.2 Using the GRADING GUIDE

For Whippets, use of the GRADING GUIDE Ratings simplify and provides an objective basis for the grouping of the racers

for the first program. 1 is the highest rating. For Other Breeds, the WAVE in the Grading Guide should be used in lieu of the rating. The highest WAVE is 22. The Race Secretary and the committee should use the GRADING GUIDE and the Ratings if available. The entered racers should first be listed in the order of their Rating as published in the GRADING GUIDE. The Race Set-Up Charts Table 4-1 and 4-2 show the number of racers in each race depending on the total number of starters. The Rating of each racer should be used as follows to make up the first program of races. The racers with the 5 highest (for 5 dog races) or 4 highest (for 4 dog races) ratings should be grouped for the High Point race. If entry size requires 2 High Point races, the dogs must be seeded alternately, by rating, between the 2 High Point races. The racers with the next highest group of Ratings should usually be grouped for the next lower race. The use of the Ratings in this manner is continued until all the racers are grouped, using the Tables 4.1 and 4.2 to determine the appropriate number of racers in each race.

4.2.3.3 First Time Entered/Owner With 2 Racers

In accordance with 4.2.1, First Time Entered (FTE) starters (and those starters with an inadequate record to receive a usable Rating) may be inserted in an appropriate group based on CWA, WRA, NAWRA & CARA record or other factual data, or placed with Grade D racers as appropriate. If an owner has 2 or more racers with CWA, WRA, NAWRA & CARA Ratings they are to be grouped according to their Ratings even if grouped into the same race. If an owner has 2 or more unrated racers, they should be grouped into separate races if this is considered reasonable by the Race Sec-

retary and the committee.

4.2.4 Selection of Post Position - First Program

After the racers are grouped for each race, post position for each racer is selected by random draw. The usual procedure is to put the names of the racers in a race into a container and put post position numbers into a separate container. The racer's name is drawn and then its assigned post position. Each racer is to wear a racing jacket with the number of its post position and the appropriate color for that number (See Section 8.5).

4.2.5 Rotation by Points

After the first program, the grade designations are dropped, and the racers are regrouped for the next program by the points earned in the first program. The Race Set-Up Charts 4-1 and 4-2 are used to determine the number of racers in each race depending on the total number of racers available for the next program. The procedure is to work from the "High Point" race down to the "Lowest Point" race grouping the racers with the same points and with lower points if needed to fill out a race, to make up the races for the next program. If racers have equal points, the following rule is to be used if they need to be divided between races in the following program: The racer which ran in the "Higher" race must be grouped into the "Higher" race in the next program, except in set-up of the final program if a dog finishes in last place in the high point race and has the same number of points as the dog that wins the next to the last race (semi feature race), the winner of the next to last race will move up to the high point race and the last place finisher will move down to the next to last race. Otherwise, if the racers

were in the same race, the racer which placed higher must be grouped into the "Higher" race in the next program. If still tied, the racer that raced in the higher race in the previous program goes into the higher race. Finally if still tied, the racer with the higher grade and rating or wave in the grading guide goes into the higher race. This procedure of grouping the racers with similar points totals is used after each program of racing until the meet is completed.

4.2.6 Post Positions for the Second and Subsequent Programs:

For the second and subsequent programs, post positions are determined by random draw after the racers are grouped by total points earned in the previous program(s) except that the racers in the 3rd and 4th program High Point races are not to draw the inside box (Box 1) or the outside box more than twice in the meet (Box 4 in a 4-dog race or Box 5 in a 5-dog race). Should a racer draw Box 1 for the 3rd time, it is to be moved to Box 2. The displaced dog shall be placed into box 1. Likewise, should a racer draw the outside box for the 3rd time, it is to be moved to Box 3 (4-dog race) or Box 4 (5-dog race). The displaced dog shall be placed in the outside box 4 for 4 dog races and box 5 for 5 dog races. Each racer is to wear a racing jacket with the number of its post position and of the appropriate color.

4.2.7 Scoring the Points

Points are awarded to each racer after each race depending on its placing in the race. The sum total of the points earned by each racer at the conclusion of the meet determines its final placing in the meet. If there is a tie in total points at the end of the meet, the racer which ran

in the "Higher" race in the final program is awarded the higher placing. If the racers with equal points were in the same race in the final program, the racer with the higher placing in that race is awarded the higher placing in the meet. If still tied, the racer that raced in the higher race in the previous program gets the higher placement. Finally, if still tied the racer with the higher grade and rating or wave in the grading guide gets the higher placement. A racer which does not complete all programs of a meet should be awarded a placing at the bottom of the list of racers with equal points. Scratched racers that have completed more programs place higher than those with equal points but fewer completed programs. There is no necessity for coin tosses or runoffs to determine any of the placing in the meet.

4.2.8 Points for 3 Program Meets

Table 4-3 shows the number of points awarded according to the order of finish in each race in each of the 3 programs.

4.2.9 Points for 4 Program Meets

Table 4-4 shows the number of points awarded according to the order of finish in each race in each of the 4 programs.

4.2.10 Number of High Point Races

Always use 1 High Point in the 2nd, 3rd, and 4th programs.

4.2.10.1 5-dog Races

The number of High Point races in the 1st program with 5-dog races is determined as follows: With 44 or fewer starters use 1 High Point race, and with more than 44 starters use 2 High Point races.

4.2.10.2 4-dog Races

The number of High Point races in the 1st program with 4-dog races is determined as follows: With 36 or fewer starters

use 1 High Point races, and with more than 36 starters use 2 High Point races.

4.3 UNGRADED RACES

In any one breed, if at least 3/4 of the entries in that breed are in one grade, then that breed may run in ungraded races. 4-dog races are used for Ungraded Races.

4.3.1 Grouping for Ungraded Races

The grouping for Ungraded races is by random draw. The Race Set-Up chart, Table 4-1 or 4-2 should be used to determine the number of races and the number of racers in each race. Post position is determined by random draw in the same manner as for Graded Races. (See 4.2.4 and 4.2.6)

4.3.2 Scoring Ungraded Races

Table 4-5 shows the number of points awarded according to the order of finish in each race in each program for 4-dog races.

4.4 HANDICAP RACES

Handicap Racing may be offered at Official Race Meets for Whippets ONLY at the option of the Host Club to encourage improved training and participation by the slower racers. The Handicap system operates by adding Handicap Points to the final scores of the racers entered in Handicap Racing to determine the High Score Handicap Racer and the Top Ten Handicap Racers. This results in recognition of the racers which show the most improvement in point scoring over their weighted average of the last 3 meets. The NOTRA GRADING GUIDE issued frequently by NOTRA lists the Handicap Points for all racers.

4.4.1 Participation

Handicap Racing is for participation by racers which have previously completed at least one Official Race Meet in its last 3 starts and are not in Grade A. At the option of the Host Club an additional fee may be charged to enter Handicap Racing. All racers entered in Handicap Racing must also be entered in the regular unhandicapped racing. Handicap Racing does not effect the unhandicapped order of finish in the meet or the awarding of Oval Racing Championship points or the Grade of the race.

4.4.2 Handicap Points

The Handicap Points for each entry in Handicap Racing is determined from the weighted average of points (WAVE) earned in the last 3 meets in which the racer has started. For 3-program meets:

If the WAVE is 5 or less, Handicap points are 16.

If the WAVE is 6 through 10.9, Handicap Points are 22 minus the WAVE.

For 4-program meets, the Handicap Points are 29/22 times the Handicap Points for 3-program meets. The Handicap Points Should be marked on the scoreboard next to the racer's name.

4.5 SAMPLE FORMS

A sample QUICK ENTRY FORM, PLACING JUDGES REPORT, FOUL JUDGES REPORT, and an OFFICIAL SCORE SHEET are shown in FIGURES 4.1, 4.2, 4.3, and 4.4. The OFFICIAL SCORE SHEET, FIGURE 4.4, shall be used for score keeping.

	#	RACE NUMBER (High Point is Race 1, and Race 12 is lowest)															
		4- DOG RACES	3- DOG RACES	2- DOG RACES	1	2	3	4	5	6	7	8	9	10	11	12	
One High Point Race	2	0	0	1	2												
	3	0	1	0	3												
	4	1	0	0	4												
	5	0	1	1	3	2											
	6	1	0	1	4	2											
	7	1	1	0	4	3											
	8	2	0	0	4	4											
	9	1	1	1	4	2	3										
	10	1	2	0	4	3	3										
	11	2	1	0	4	3	4										
	12	3	0	0	4	4	4										
	13	1	3	0	4	3	3	3									
	14	2	2	0	4	3	3	4									
	15	3	1	0	4	4	3	4									
	16	4	0	0	4	4	4	4									
	17	2	3	0	4	3	3	3	4								
	18	3	2	0	4	4	3	3	4								
	19	4	1	0	4	4	4	3	4								
	20	5	0	0	4	4	4	4	4								
	21	3	3	0	4	4	3	3	3	4							
	22	4	2	0	4	4	4	3	3	4							
	23	5	1	0	4	4	4	4	3	4							
	24	6	0	0	4	4	4	4	4	4							
	25	4	3	0	4	4	4	3	3	3	4						
	26	5	2	0	4	4	4	4	3	3	4						
	27	6	1	0	4	4	4	4	4	3	4						
	28	7	0	0	4	4	4	4	4	4	4						
	29	5	3	0	4	4	4	4	3	3	3	4					
	30	6	2	0	4	4	4	4	4	3	3	4					
	31	7	1	0	4	4	4	4	4	4	3	4					
	32	8	0	0	4	4	4	4	4	4	4	4					
	33	6	3	0	4	4	4	4	4	3	3	3	4				
	34	7	2	0	4	4	4	4	4	4	3	3	4				
	35	8	1	0	4	4	4	4	4	4	4	3	4				
	36	9	0	0	4	4	4	4	4	4	4	4	4				
	Two High Point Races	37	7	3	0	4	4	4	4	4	3	3	3	4			
38		8	2	0	4	4	4	4	4	4	3	3	4				
39		9	1	0	4	4	4	4	4	4	4	3	4				
40		10	0	0	4	4	4	4	4	4	4	4	4				
41		8	3	0	4	4	4	4	4	4	3	3	3	4			
42		9	2	0	4	4	4	4	4	4	4	3	3	4			
43		10	1	0	4	4	4	4	4	4	4	4	3	4			
44		11	0	0	4	4	4	4	4	4	4	4	4	4			
45		9	3	0	4	4	4	4	4	4	4	3	3	3	4		
46		10	2	0	4	4	4	4	4	4	4	4	3	3	4		
47		11	1	0	4	4	4	4	4	4	4	4	4	3	4		
48		12	0	0	4	4	4	4	4	4	4	4	4	4	4		

Table 4-1. RACE SET-UP CHART, 4 Dog Races
(2 to 48 Racers)

	#	5- DOG RACES	4- DOG RACES	3- DOG RACES	RACE NUMBER (High Point is Race 1, and Race 12 is lowest)													
					1	2	3	4	5	6	7	8	9	10	11	12		
One High Point Race	3	0	0	1	3													
	4	0	1	0	4													
	5	1	0	0	5													
	6	0	0	2	3	3												
	7	0	1	1	4	3												
	8	1	0	1	5	3												
	9	1	1	0	5	4												
	10	1	1	0	5	5												
	11	1	2	0	5	3	3											
	12	1	1	1	5	3	4											
	13	1	2	0	5	4	4											
	14	2	1	0	5	4	5											
	15	3	1	0	5	5	5											
	16	2	0	2	5	3	3	5										
	17	2	1	1	5	4	3	5										
	18	2	2	0	5	4	4	5										
	19	3	1	0	5	5	4	5										
	20	4	0	0	5	5	5	5										
	21	2	2	1	5	4	4	3	5									
	22	2	3	0	5	4	4	4	5									
	23	3	2	0	5	5	4	4	5									
	24	4	1	0	5	5	5	4	5									
	25	5	0	0	5	5	5	5	5									
	26	2	4	0	5	4	4	4	4	5								
	27	3	3	0	5	5	4	4	4	5								
	28	4	2	0	5	5	5	4	4	5								
	29	5	1	0	5	5	5	5	4	5								
	30	6	0	0	5	5	5	5	5	5								
	31	3	4	0	5	5	4	4	4	4	5							
	32	4	3	0	5	5	5	4	4	4	5							
	33	5	2	0	5	5	5	5	4	4	5							
	34	6	1	0	5	5	5	5	4	4	5							
	35	8	1	0	5	5	5	5	5	5	5							
	36	4	4	0	5	5	5	4	4	4	4	5						
	37	5	3	0	5	5	5	5	4	4	4	5						
	38	6	2	0	5	5	5	5	5	4	4	5						
	39	7	1	0	5	5	5	5	5	5	4	5						
	40	8	0	0	5	5	5	5	5	5	5	5						
	41	5	4	0	5	5	5	5	4	4	4	4	5					
	42	6	3	0	5	5	5	5	5	4	4	4	5					
	43	7	2	0	5	5	5	5	5	5	4	4	5					
	44	8	1	0	5	5	5	5	5	5	5	4	5					
	Two High Point	45	9	0	0	5	5	5	5	5	5	5	5	5				
		46	6	4	0	5	5	5	5	5	4	4	4	4	5			
47		7	3	0	5	5	5	5	5	5	4	4	4	5				
48		8	2	0	5	5	5	5	5	5	5	4	4	5				
49		9	1	0	5	5	5	5	5	5	5	5	4	5				
50		10	0	0	5	5	5	5	5	5	5	5	5	5				

Table 4-2. RACE SET-UP CHART, 5 Dog Races
(3 to 50 Racers)

	#	5- DOG RACES	4- DOG RACES	3- DOG RACES	RACE NUMBER (High Point is Race 1, and Race 12 is lowest)												
					1	2	3	4	5	6	7	8	9	10	11	12	
Two High Point Races	51	7	4	0	5	5	5	5	5	5	5	4	4	4	4	5	
	52	8	3	0	5	5	5	5	5	5	5	5	4	4	4	5	
	53	9	2	0	5	5	5	5	5	5	5	5	5	4	4	5	
	54	10	1	0	5	5	5	5	5	5	5	5	5	5	4	5	
	55	11	0	0	5	5	5	5	5	5	5	5	5	5	5	5	
	56	8	4	0	5	5	5	5	5	5	5	5	4	4	4	4	5
	57	9	3	0	5	5	5	5	5	5	5	5	5	5	4	4	5
	58	10	2	0	5	5	5	5	5	5	5	5	5	5	4	4	5
	59	11	1	0	5	5	5	5	5	5	5	5	5	5	5	4	5
	60	12	0	0	5	5	5	5	5	5	5	5	5	5	5	5	5

Table 4-2. (Continued) RACE SET-UP CHART, 5 Dog Races
(51 to 60 Racers)

	4 DOG MEETS		5 DOG MEETS	
	High Point Race	Other Races	High Point Race	Other Races
FIRST PROGRAM				
1	8	5	8	5
2	6	3	6	3
3	4	2	5	2
4	3	0	4	0
5			3	0
SECOND PROGRAM				
1	6	5	6	5
2	4	3	4	3
3	3	2	3	2
4	2	0	2	0
5			1	0
THIRD PROGRAM				
1	8	5	8	5
2	6	3	6	3
3	4	2	5	2
4	3	0	4	0
5			3	0

Table 4-3 THREE PROGRAM, RACE POINTS CHART

		4 DOG MEETS		5 DOG MEETS	
		High Point Race	Other Races	High Point Race	Other Races
FIRST PROGRAM					
1		8	5	8	5
2		6	3	6	3
3		4	2	5	2
4		3	0	4	0
5				3	0
SECOND PROGRAM					
1		5	5	5	5
2		3	3	3	3
3		2 1/2	2	2 1/2	2
4		2	0	2	0
5				1 1/2	0
THIRD PROGRAM					
1		8	5	8	5
2		6	3	6	3
3		4	2	5	2
4		3	0	4	0
5				3	0
FOURTH PROGRAM					
1		8	5	8	5
2		6	3	6	3
3		4	2	5	2
4		3	0	4	0
5				3	0

Table 4-4 FOUR PROGRAM, RACE POINTS CHART

FIRST PROGRAM (All Races)		
1st		5
2nd		3
3rd		2
4th		0
SECOND AND SUBSEQUENT PROGRAMS		
	HIGH POINT RACE(S)	OTHER RACES
1st	8	5
2nd	5	3
3rd	3	2
4th	0	0

Table 4-5. UNGRADED RACE POINTS CHART



NATIONAL OVAL TRACK RACING ASSN.

QUICK ENTRY FORM

FOR DOGS WITH NOTRA REGISTRATION NUMBERS

LOCATION OF MEET		DATE	RACING SECRETARY
NOTRA NUMBER (NRN)	NAME OF DOG		TITLES (Optional)

AMOUNT ENCLOSED: \$ _____

I and my heirs, legal representatives and assigns shall hold harmless and defend from any claim for personal injury, illness or property damage arising out of participation in this race meet, its officers, _____(The Host Club for this race meet) its officers, directors, committees, agents, and members, and the National Oval Track Racing Association, its officers, directors, committees, agents, and members. I agree to abide by the Official Rules and Regulations for Sighthound Oval Racing in effect at the time of this race meet.

 Actual owner of entry or agent duly authorized to make this entry

 Date

 Telephone Number

Figure 4.1 QUICK ENTRY FORM

<p>PLACING JUDGE REPORT</p> <p>JACKETS</p> <p>1 RED 2 BLUE 3 WHITE 4 GREEN 5 BLACK 6 YELLOW</p> <p>PROGRAM _____</p> <p>RACE _____</p>	
PLACING	JACKET NUMBER OR COLOR
1st	
2nd	
3rd	
4th	
5th	
6th	
<p>JUDGE _____</p>	

Figure 4.2 PLACING JUDGE REPORT

OFFICIAL FOUL JUDGE SHEET

RACE	PROGRAM I
1	
2	
3	
4	
5	
6	
7	
8	
9	
10	
11	
12	
13	
INTERFERENCE	
Program _____	Race _____
Jacket # _____	Interfered with Jacket # _____
Intentional:	YES NO
Head Turned:	YES NO (circle one)
Retaliation:	YES NO

RACE	PROGRAM III
1	
2	
3	
4	
5	
6	
7	
8	
9	
10	
11	
12	
13	
INTERFERENCE	
Program _____	Race _____
Jacket # _____	Interfered with Jacket # _____
Intentional:	YES NO
Head Turned:	YES NO (circle one)
Retaliation:	YES NO

RACE	PROGRAM II
1	
2	
3	
4	
5	
6	
7	
8	
9	
10	
11	
12	
13	
INTERFERENCE	
Program _____	Race _____
Jacket # _____	Interfered with Jacket # _____
Intentional:	YES NO
Head Turned:	YES NO (circle one)
Retaliation:	YES NO

RACE	PROGRAM IV
1	
2	
3	
4	
5	
6	
7	
8	
9	
10	
11	
12	
13	
INTERFERENCE	
Program _____	Race _____
Jacket # _____	Interfered with Jacket # _____
Intentional:	YES NO
Head Turned:	YES NO (circle one)
Retaliation:	YES NO

Figure 4.3 FOUL JUDGE REPORT

PROGRAM _____		RACE _____		TIME _____	
#	Name	Place	Pts.	Prev Pts.	Total
1					
2					
3					
4					
5					
6					

PROGRAM _____		RACE _____		TIME _____	
#	Name	Place	Pts.	Prev Pts.	Total
1					
2					
3					
4					
5					
6					

PROGRAM _____		RACE _____		TIME _____	
#	Name	Place	Pts.	Prev Pts.	Total
1					
2					
3					
4					
5					
6					

PROGRAM _____		RACE _____		TIME _____	
#	Name	Place	Pts.	Prev Pts.	Total
1					
2					
3					
4					
5					
6					

PROGRAM _____		RACE _____		TIME _____	
#	Name	Place	Pts.	Prev Pts.	Total
1					
2					
3					
4					
5					
6					

PROGRAM _____		RACE _____		TIME _____	
#	Name	Place	Pts.	Prev Pts.	Total
1					
2					
3					
4					
5					
6					

PROGRAM _____		RACE _____		TIME _____	
#	Name	Place	Pts.	Prev Pts.	Total
1					
2					
3					
4					
5					
6					

PROGRAM _____		RACE _____		TIME _____	
#	Name	Place	Pts.	Prev Pts.	Total
1					
2					
3					
4					
5					
6					

PROGRAM _____		RACE _____		TIME _____	
#	Name	Place	Pts.	Prev Pts.	Total
1					
2					
3					
4					
5					
6					

PROGRAM _____		RACE _____		TIME _____	
#	Name	Place	Pts.	Prev Pts.	Total
1					
2					
3					
4					
5					
6					

Figure 4.4 OFFICIAL SCORE SHEET

Chapter 5

TROPHIES, AWARDS, AND CHAMPIONSHIP POINTS

5.1 TROPHIES

The Host Club selects trophies, rosettes and ribbons and sets up a program to use them to best advantage.

When point scoring is used, emphasis should be placed on rewarding the racers which accumulate the most points and the following are usually honored in each breed:

- High Score Hound
- High Score Opposite Sex
- Top Ten Racers
- High Score in each Grade

When point scoring is not used then the meet winner and the winner of the "First Consolation" race are usually honored. If Handicap Racing is offered, High Score Handicap is to be honored. If enough trophies are available and there are sufficient entries in each category, awards may also include:

- High Score Bred by Owner
- High Score FTE
- High Score Veteran (over 5 years)
- High Score Show Champion
- High Score Obedience Degree
- High Score Coursing Champion

5.2 MONEY AWARDS

If money awards are offered, they should emphasize the Top Five Racers and the Top Three in Each Grade.

5.3 OVAL RACING CHAMPIONSHIP

Points toward an Oval Racing Championship (ORC) are awarded in each

breed depending on the number of starters.

ORC POINTS AWARDED WHIPPETS ONLY

(Other Breeds - See Chapter 7)

ORC points are awarded only to racers that have not yet earned the ORC title.

Starters	High Score	2nd High	3rd High	4th High
15-19	2	0	0	0
20-29	3	1	0	0
30-39	4	2	0	0
40-49	5	3	1	0
50 - 59	6	4	2	0
60 or more	7	5	3	1

Other Breeds, a minimum of 2 starters is required in a given breed in order for ORC points to be awarded in that breed. See Chapter 7, Other Breeds for the ORC Points Table. For Whippets, no points are awarded unless there are a minimum of 15 Whippet starters. If there is a tie in racing points for placements which are to receive ORC points, the ORC points are to be split equally among the racers with the tied points

A permanent title of Oval Racing Championship (ORC) will be awarded as a suffix to the registered name of any hound which has earned at least:

Whippet.....15 ORC points
All other hounds.....12 ORC points

After a hound has earned the number of points which qualify for an ORC, it may continue to compete, but cannot earn any more ORC points.

A certificate commemorating the attainment of the Oval Racing Championship will be prepared at the end of the Racing season of achievement and will be presented to the owner(s) as

soon as practicable thereafter by the National Race Director or National Race Director - Other Breeds or their designated representative.

5.4 SUPREME OVAL RACING CHAMPIONSHIP

National Oval Race Points (NORC points) shall be awarded to the first, second, third, and fourth placing whippets in the meet using the same chart in section 5.3 above.

A Whippet may attain the title of Supreme Race Champion by meeting the following requirements: A dog must earn 50 National Championship Points; a bitch must earn 30 National Championship Points. Any Other breed earning 30 National Championship Points will attain the title of Supreme Oval Racing Champion. The Supreme Oval Racing Championship will be grandfathered to include all hounds who met SORC requirements before inception of the SORC.

The title of Supreme Oval Racing Champion II will be awarded to any Whippet as follows: a dog must earn 50 additional National Championship Points beyond those earned for the title SORC; a bitch must earn 30 additional National Championship Points beyond those earned for the title SORC. Each additional 50 National Points (dog) or 30 National Points (bitch) will earn a further numerical designation (i.e. III, IV, etc.). These awards will be retroactive.

See Section 7.5 for the awarding of SORC II, etc. for Other Breeds.

A certificate commemorating the attainment of the Supreme Oval Racing Championship will be prepared at the end of the Racing season of achievement and will be presented to the owner(s) as

soon as practicable thereafter by the National Race Director or National Race Director - Other Breeds or their designated representative.

5.5 Oval Track Racer (OTR) and Oval Track Racer of Merit (OTRM)

The non-championship title of Oval Track Racer (OTR) is awarded when a whippet earns 25 OTR points. The title of Oval Track Racer of Merit (OTRM) is earned after 100 OTR points and multiples (OTRM2, OTRM3, etc.) are awarded with each additional 100 OTR points. Hounds that have earned titles based on the old schedule through 2002 retain those titles, but do not earn the next higher title until they accumulate OTR points specified in the new schedule. These titles are listed as a suffix to the registered name of the hound, but only one such title may be used at any one time. The OTRM replaces the OTR, the OTRM2 replaces the OTRM; the championship title (ORC) replaces all Oval Track Racer titles.

OTR points may only be earned by hounds that compete in all scheduled programs of a meet; OTR points are not earned by hounds that scratch and do not compete in one or more programs.

An OTR point is earned for each dog defeated in the final order of finish up to a maximum of 10 OTR points per meet.

All whippets (including FTEs and grade A hounds) are eligible to earn OTR points, but the recording of OTR points is discontinued when the hound earns the NOTRA championship title (ORC).

OTR points will be recorded either in the grading guide or a separate listing on the NOTRA web site. Owners also are encouraged to keep track of OTR points. OTR and OTRM awards will be listed on the NOTRA web site. Certificates

documenting the completion of these titles may be purchased from the NOTRA Whippet Record Keeper at a fee to be determined by the NOTRA Board. The NOTRA Board may appoint an assistant to the Whippet Record Keeper to handle the OTR records and certificates.

5.6 NOTRA TITLE Precedence

Only one NOTRA awarded title shall be listed as a suffix to the dog's registered name. The order of precedence is as follows:

- A. Supreme Oval Racing Championship (SORC)
- B. Oval Racing Championship (ORC)
- C. Intermediate titles:

Whippets:

Oval Track Racer of Merit

Oval Track Racer

Other Breeds:

Senior Oval Racer

Junior Oval Racer

Chapter 6

DISQUALIFICATION, DISMISSAL, BARRED, SCRATCHES, PROTEST

6.1 DISQUALIFICATION FOR INTENTIONAL FOUL

A hound shall be disqualified for "Intentional Foul" when, between the starting box and the finish line, it turns its head from the lure towards another racer, and goes toward and attacks the other racer disturbing its line of travel, or if it rides the other racer for several strides. Incidental body contact is not subject to disqualification. Only the Foul Judges can disqualify a racer and they should do this fearlessly, but only when sure of the identity of the hound. Prior to discussing the foul with other Foul Judges or the Host Race Director, each Foul Judge shall write the foul on his/her Foul Judge Report Form. Then each Foul Judge shall go directly to the Host Race Director or Head Foul Judge (if one has been appointed) and show the written report. If two or more Foul Judges have written up the same foul, then the Host Race Director shall issue a notice of Disqualification to the owner (or handler) of the hound stating the foul committed and race / program that it occurred. The written notice must be given prior to the re-setting of the score board for the next program

6.1.1 Retaliation

If a hound retaliated after being attacked, it should not be disqualified. Only the aggressor should be disqualified.

6.1.2 Uncertain Judge

If a Foul Judge is uncertain whether an Intentional Foul was committed or is uncertain of the identity of the aggressor, he should call a "Possible Foul" on his Report. The Race Director will direct that special attention be paid to this hound during the next program.

6.1.3 Placings and Points

If a hound is disqualified, it retains the points earned prior to the race in which it was disqualified. Points and placing in that race are distributed as if it had not participated.

6.1.4 Penalty

A hound which is disqualified is barred from further racing at this meet. If a hound is disqualified a second time within the same calendar year, it will be barred from racing at Official Race Meets for the remainder of that calendar year. Should a hound be disqualified for "Intentional Foul" three times, it will be permanently barred from Official Race Meets.

6.1.5 Appeal from Permanent Disqualification

The owned of a hound which has been permanently barred may appeal to the National Race Director when he can prove his hound is a clean racer.

6.2 DISMISSAL FOR "OFF-COURSE"

If during a race, a racer crosses the inner fence defining the track it should be dismissed for "Off-Course". It should receive no placing in the race but will retain its placings and points earned in prior races. It may be barred from further racing at this race meet or it may be allowed to continue if it did not intentionally foul any racer, at the option of the Race Committee. If a hound has run off-course in three meets it shall be

placed on restriction, except that if the hound runs a complete meet, any previous off-course meets shall be forgiven. A hound on restriction is barred from racing Official Race Meets until it performs satisfactorily in a practice race. The Host Club Race Director should give a written notice to the owner and the results should indicate that the hound was "Off-Course" (OC) and during which program.

6.3 DISMISSAL

Hounds may be dismissed for the remainder of the race meet by the Race Committee for any of the following:

1. Hounds whose handler or owner interferes with an Official;
2. Hounds whose handler or owner makes frivolous claims of fouls not allowed by Officials;
3. Hounds whose handlers or owner interfere with or take unfair advantage of other hounds in a race. Care must be exercised by handlers not to interfere with other hounds especially when loading into the starting box and when retrieving hounds at the conclusion of the race. After loading his racer, the handler must step back from the box or go off the track. No handler may tease his racer with the lure or touch the lure or have a lure in his possession to tease his racer at the starting box. These practices may distract other racers or give unfair advantage to some racers. The Assistant Starter only may tease the racers just before the start;
4. Hounds not running in a race which escape onto the race track and interfere with the running of a race;
5. Hounds whose handler or owner disregard request by Officials to keep

their hounds back from trackside since they may distract the racers;

6. Hounds whose handler or owner scratches a hound which is not injured or ill after the racers have been regrouped for the next program of racing.

6.4 BARRED FROM RACING

The Race Committee shall bar any hound from racing for the following reasons:

1. A bitch which shows noticeable signs of being in season such as swelling, redness, or blood. She can be barred at any time during a meet when such signs are noticeable;
2. A hound which shows obvious signs of sickness or lameness;
3. Any hound which "Fouls" at schooling races can be barred temporarily from Official Race Meets if the Racing Secretary feels that the hound will "Foul" at the Official Meet.

6.5 SCRATCHES

An owner or handler may scratch his racer from the meet before the racers have been regrouped for the next program of racing. No racer may be scratched by its owner or handler after the racers have been regrouped for the next program of racing unless the racer is injured or ill, and the injury or illness has been verified by the Race Committee. The Race Committee may scratch a hound without prejudice for the following reasons:

1. Any racer which fails to finish a race or fails to finish in true racing style may be scratched from further racing or may be allowed to continue if it did not foul other racers during the race, at the option of the Race Committee

2. Any hound which unduly delays racing such as by refusing to face forward in the starting box or which removes its muzzle in the starting box several times or which refused to walk to the starting box;

3. Any hound left out of a race by neglect or oversight of the handler or owner.

The results of the meet should indicate any hounds which were Scratched and before which program.

6.6 NO RACE: RERUN OF A RACE

A race is to be rerun after a suitable rest period only under the following circumstances:

1. If a racer catches or passes the lure or any part of the lure between the starting box and the finish line, it will be declared a "No-Race". If the lure operator sees a racer catch or pass the lure or a hound check on a piece of the lure which has fallen off the lure, he should stop the lure if possible and the handlers are to retrieve their hounds;

2. If the starting box fails to open properly giving any racer an unfair advantage;

3. If a hound not entered in a race escapes and interferes with the racers. If the escaped hound does not interfere with the racers, the placings will stand and the races is not to be rerun;

4. If there is any outside interference with the race which is likely to have altered the race results;

5. If a situation occurs which presents a likelihood of injury to a racer, the lure should be stopped and the handlers are to retrieve their hounds.

6. If two or more dogs stop because of objects or distractions on or near the track (Paper, garbage, etc.);

The results of the meet should indicate which races were rerun. A rest period of 20 minutes should be allowed whenever possible before any rerun of a race if the dogs ran a complete race or nearly a complete race.

6.6.1 Options Instead of Second Rerun

If a race has been rerun and a second rerun of that race is indicated, the Race Committee, after considering the condition of the racers and the fairness to all involved, may choose on of the following alternatives instead of a second rerun:

1. If the first rerun of the race was more than 3/4 complete and in the opinion of the Race Committee, the placings of any one or more of the racers was not likely to change from that at the point where the race was stopped, the placing(s) should be awarded, and any remaining points should be equally divided among the other racers.

2. Split all the points available in the race equally among all the participants in the race.

6.6.2 Unnecessary Reruns to be Avoided

In the interest of fairness, unnecessary reruns should be avoided. Equipment failures of the lure machine, the drag-lure line, a pulley, or the lure are leading causes of reruns, so every effort should be made to have reliable equipment of proven designs and in first-class condition for a meet. Another cause for rerun is a hound running in the race crossing the inner fence or stopping and going back down the track creating a potentially dangerous situation. When a

hound runs across the infield an accident could occur if it reenters the track colliding with the racers. However, experience to date is that the hound usually will reenter behind the pack or without interference so that the race can be complete without mishap and without the necessity for a rerun. However, this is a matter of judgment by the lure operator.

6.7 PROTESTING THE RACE MEET

Any owner or handler of a hound entered in an Official Race Meet has the right to lodge a claim of protest in writing with the National Race Director. Such person should first contact the meet Race Secretary as soon as possible, to allow the Race Committee a chance to rule on the complaint. Such a person should request a written decision from the Race Committee. An appeal to this decision can be requested from the National Race Director, and must be filled within 10 days of the meet. A check for \$10.00 must accompany the appeal, made out in the name of the National Race Director. The \$10.00 will be returned if the protest is considered justifiable by the National Race Director and his committee.

The National Director and his protest committee shall have a decision and answer within four months of the date of the protest. If a committee can not decide on a protest within four months, the National Director shall make a decision on his own. This decision shall be rendered within the next month.

Chapter 7

OTHER BREEDS

This chapter will cover rules which are different from the Whippet Rules. If not specifically covered herein, then the rules of the rest of the book apply.

7.1 REQUESTING OTHER BREED MEETS

Requesting a meet should be done in accordance with Chapter 2. Any NOTRA Club may put on a meet for any breed or combination of breeds recognized by NOTRA.

7.2 STARTING BOXES

Using a starting box is the preferred method for starting races of all breeds. A synchronous slip is the next best way, but hand slipping is permitted. When a meet is requested, the request must state what method of starting will be used. Changing the starting method is allowed only under extreme circumstances, or if the Race Secretary and all owners / handlers agree.

7.2.1 Hand Slip

When hand slipping is used to start a race, the lure will be placed 10 feet in front of the dogs with no slack. The dogs will be held behind the starting line and released as soon as the lure starts to move. There will be two starting judges, one of whom will signal the lure operator when the racers are ready. A dog will be penalized into last place for that race if any part of the dog crosses the starting line prior to the lure starting to move. Both judges must agree on the pre-started hound. The dogs may be restrained any way the owner/handler

wishes as long as it does not interfere with the start of another dog.

7.3 OTHER BREED INTERMEDIATE TITLES

There are two intermediate titles for Other Breeds

7.3.1 Junior Oval Racer

The title of Junior Oval Racer is awarded to any hound that completes all heats in four meets without a DQ, scratch, off course, or did not finish.

7.3.2 Senior Oval Racer

The title of Senior Oval Racer is awarded to any hound that completes all heats in six meets and finishes in the top half of the dogs which ran all heats without a DQ, scratch, off course, or did not finish. If an odd number of dogs completes all the heats then reduce that number by one and divide by two to see how many dogs qualify for a leg toward their Senior title. If two dogs finish with the same number of points and one qualifies, then they both will earn a leg toward their Senior title. Senior Oval Racer Legs may be earned at the meet in which a racer earns an Oval Race Champion (ORC) title, but will not be awarded to racers that hold the ORC title.

7.4 OTHER BREED OVAL RACING CHAMPION

The title of Oval Racing Champion will be awarded to any Other breed hound which earns 12 championship points, per the chart listed below. No ORC points will be awarded if any of the following conditions occur. The hound:

A. does not complete all scheduled programs in that meet.

B. has not defeated at least one hound in at least one race in that day's racing.

C. finishes last (i.e. second out of two or fourth out of 4) in the meet.

OTHER BREED ORC POINTS AWARDED (non ORC only)			
Starters	High Score	2nd High	3rd High
2	1.0	0	0
3-4	1.0	0.5	0
5-7	2.0	1.0	0
8-10	3.0	1.5	0.5
11-15	4.0	2.0	1.0
16-21	5.0	3.0	1.5
22 & over	6.0	4.0	2.0

7.5 OTHER BREED SUPREME OVAL RACING CHAMPION

The title of Supreme Oval Racing Champion will be awarded to any Other Breed who earns 30 National Oval Race Champion (NORC) Points. The title of Supreme Oval Racing Champion II (SORC2) will be awarded to any Other Breed who earns 30 additional National Points beyond those earned for the title SORC. Each additional 30 National Points earned will earn a further numerical designation (i.e. III, IV, etc.). These awards will be retroactive.

No NORC points will be awarded if any of the following conditions occur. The hound:

A. does not complete all scheduled programs in that meet.

B. has not defeated at least one hound in at least one race in that day's racing.

C. Finishes last (i.e. second out of two or fourth out of 4) in the meet.

NORC points are awarded in each breed depending on the number of starters as follows:

OTHER BREED NORC POINTS AWARDED			
Starters	High Score	2nd High	3rd High
2	1.0	0	0
3-4	1.0	0.5	0
5-7	2.0	1.0	0
8-10	3.0	1.5	0.5
11-15	4.0	2.0	1.0
16-21	5.0	3.0	1.5
22 & over	6.0	4.0	2.0

7.6 OTHER BREED FOUL

In addition to the rule 6.1 Disqualification for Intentional Foul, the following is added for Other breeds only. Any Other breed hound which turns its head away from the lure towards another racer and moves into the path of another racer in a threatening manner, but contact is avoided because the second dog stops or runs wide to avoid contact, will be disqualified.

Chapter 8

RACE TRACK AND EQUIPMENT

8.1 RACE TRACK

All Official Race Meets should be on a smooth, level (or appropriately banked) racing surface. The track surface should be preferably well-watered soft turf or dampened and rolled sand. Every effort should be made to offer only the best possible racing surface.

8.1.1 Design Approval

The design of the track i.e. the turn radii, length of the straights, width, location of the starting box, and racing surface should be approved by NOTRA prior to holding an Official Race Meet.

8.1.2 Drag-lure Tracks

Drag-lure tracks are "U" shaped or modified ovals often set up on the day of the meet on a suitable turf field. A drag-lure track consist of an accurately positioned inner fence which defines the inner edge of the track, plus 4 to 8 precisely located pulleys spiked into the ground. A lure string is set around the pulleys, and a lure machine winds the string onto a reel pulling the lure in a pre-determined path around the track.

8.1.2.1 Layout of drag-lure tracks

There are five layouts for drag-lure tracks. The tracks for Short races are 220, 246, and 275 meter "U" shaped design; the track for Medium races is a 350 meter oval; and the Long races can be run on the 440 meter oval. The Long oval has been widely used for many years in Europe and North America. It is a well proven design and is approved by NOTRA for Official Race Meets. The Short track was approved for Official

Race Meets beginning in 1981 for Whippets. A detailed setup procedure for the each of the approved tracks is given in Chapter 9.

8.1.2.2 Inner Fence

The inner fence design is important. The fence must be sufficiently transparent to view the race through it, yet be visible enough to the racers to discourage them from attempting to cross it. The safety of the racers should also be considered in case a racer is forced into or accidentally strikes the fence. The fence could be made from netting or woven fencing. If so, it is recommended that a firm horizontal barrier approximately 16 inches above the ground be installed. Should a racer strike the fence this will tend to avoid or reduce the chance of injury by deflecting the racer back onto the track. The fence could also consist of 2 or more horizontal parallel lines separated by 8 to 12 inches. At the host club's discretion, tracks for other breeds may have 3 or more lines. The lines are hung from vertical post or stakes 7 or 8 feet apart. Experience to date seems to indicate that the lines and fence post is easiest to erect and adequate for the purpose. The post should be vertical in the straights and tilted inward at a angle of 10 degrees in the bends. The post should be designed to break or bend easily if struck by a racer, and the lines should also break easily if struck.

8.1.3 Continuous-Loop Tracks

Continuous-loop tracks are drag-lure tracks which have the lure string go around the pulleys in a continuous-loop. In order to avoid having the dogs run across the lure string many times in a circuit of the track, which would have the possibility of tripping or cutting a leg, these tracks are designed so that the

string runs outside the expected path of the dogs around the track. These tracks have advantages over the conventional approved drag-lure tracks:

1. The path of the lure around the track is independent of wind and racing surface conditions;
2. Quick automatic reset of the lure to its starting position after a race;
3. Somewhat reduced crowding of the racers in the first bend.

These advantages offer the potential of more reliable track operation under adverse conditions and quicker run of a meet. Disadvantages are:

1. Requires slightly larger area;
2. These tracks require more pulleys and more fencing than the comparable drag-lure tracks.
3. Takes slightly longer to setup, and;
4. Dogs may tend to run slightly wide on the straight-aways of the track.

8.1.4 Rail-lure Tracks

Rail-lure tracks are usually designed for training Greyhounds for commercial racing. They usually have good sand or loam racing surface, but it should be inspected before racing begins to assure that there are no clods, rocks, or stones on the track. The inner fence consist of a rail on which a carriage rides. The lure is mounted on an arm which is attached to the carriage. The arm positions the lure into the track from the inner fence, usually several feet, and a foot or so above the ground. These tracks are usually 440 yards in circumference with 110 yard straights and 35 yard radius bends. A NOTRA 220 yard Short race, or a 300 yard Medium race can be run as a "U" on such a track.

8.1.4.1 Measuring the Race Distance

The length of the race on the rail-lure track should be carefully measured to accurately locate the finish line with respect to the starting box. This can be done by measuring along the rail and compensating for the longer distance 1 yard out from the rail (or 1 meter out for metric distances). For example, a track with 35 yard bend radii will be 3.1 yards shorter on the rail compared to 1 yard our from the rail, and 6.2 yards shorter for a complete circuit of the track.

8.2 PADDOCK AREA

An area should be sectioned off preferably beyond the Finish Line where the racers gather for a race, and where they are jacketed and muzzled. When the race is called, the racers parade onto the track in numerical order with jackets and muzzles in place.

8.3 JUDGES STANDS

Elevated stands should be provided for the Foul Judges and Placing Judges.

8.4 LOUD SPEAKER

A loud speaker should be available to inform owners, handlers, and spectators of all activities in connection with the Official Race Meet.

8.5 RACING JACKETS

A racing jacket must be worn by each racer. Only the following colors should be used:

- Red Jacket.....White Numeral "1"
- Blue Jacket.....White Numeral "2"
- White Jacket.....Black Numeral "3"
- Green Jacket.....White Numeral "4"

Black Jacket.....White Numeral "5"
Yellow Jacket.....Black Numeral "6"

Racing jackets should extend from the shoulder blades to beyond the last rib, be fitted neither too tight or loose so as not to restrict the stride nor unduly flap in the wind. Numerals should be at least 4 inches tall.

8.6 RACING MUZZLES

All racers must wear muzzles while racing. The muzzles should be the box type used at all US Greyhound tracks, plastic-coated English-style light-wire racing muzzles, or the pelican style muzzle. Each owner should provide his hound with a suitable muzzle. Box muzzles are available in 6 sizes through the National Greyhound Association, Abilene, Kansas. The muzzle should allow the hound full freedom to open his mouth at all times. However, the muzzle must not allow the hounds to be able to grasp the lure. A hound which can grasp the lure is a potential danger to the other hounds and handlers. Muzzles made of heavy wire are dangerous and not permitted. Light wire muzzles of the English type, if not plastic coated, are not recommended. The racers must wear their muzzles while they are being walked to the starting box.

8.7 STARTING BOX

All Whippet races must start from a six hole flip-front starting box, preferably spring operated. (Three hole starting boxes, automatic slip and hand slip can be used for breeds other than Whippets. See Chapter 7, Other Breeds for details.) The box must be similar to those used at Greyhound training tracks and at Whippet National Point Race meets. A Greyhound box should be usable for most

breeds. A Whippet box should meet the criteria for National Point Race meets.

8.8 PULLEYS

Somewhat different requirements exist for the pulleys used for drag-lure tracks compared to those used for continuous-loop tracks.

8.8.1 Drag-lure Pulleys

These should be designed to provide low drag and inertia on the string, be easy to reset, and be reasonably safe for a racer which could conceivably strike one. They should not be colored white which could cause some hounds to check their stride or stop to investigate a white object. The ball bearing pulleys often used for lure coursing should be adequate. Ideally they should have a larger diameter and deeper inset for the string for operation in the wind. The approved drag-lure tracks run the racers between the pulleys and the inner fence. However, a poorly trained racer may run wide or improper lure operation may cause a racer to overrun a pulley. To avoid potential injury in such circumstances, the pulleys must not have any sharp edges, and it is desirable for them to have shock absorbing tops.

8.8.2 Continuous-Loop Pulleys

The pulleys used for continuous-loop operation must emphasize low drag and low inertia because additional pulleys are needed compared to the conventional drag-lure track and all the pulleys are engaged at all times. (The conventional drag-lure track drops off each pulley as the lure passes it, reducing drag and inertia.) The pulleys must be firmly spiked into the ground with sufficiently long spikes so they will not pull out due to string tension and the impact of lure passage through the pulleys. The lure

must not "bounce" around the pulleys, but must pass smoothly through the pulleys. This requires a higher profile pulley than is often used for the conventional drag-lure track. The pulleys may be "captive" or "open" design. A "captive" design pulley is closed outside the string so that the string cannot come off the pulley. Existing "captive" designs may restrict the diameter of the lure which can be used but prevent the possibility of aborting a race by the string being knocked off of a pulley.

8.9 LURE EQUIPMENT

The success of the meet is highly dependent on having a reliable smooth-operating, well-controlled lure machine with sufficient speed. Smooth operation is especially important on the conventional drag-lure tracks, because a jumpy or jerky operation causes slack in the string which can cause the string to jump off a pulley and abort the race. A brake should be installed on the lure machine for use on the drag-lure to stop the lure in the proper area at the end of the race. When a drag-lure track is used, resetting of the lure can be done by "lure lads" or a motor scooter or golf cart can be used. Resetting is automatic for the continuous-loop track. A spare machine and spare well-charged batteries should be available in case of breakdown.

8.9.1 Lure Machine

For conventional drag-lure operation, smooth operation is highly dependent on having sufficient inertia in the take-up spool. This will prevent the lure from jerking or jumping when power is applied or removed. A 9 inch diameter spool weighing about 6 pounds has been found to provide smooth operation. About 10 yards of slack string is provided at the

starting box (See Figure 3-1) to permit the machine to get up to speed. It also gives the starter a signal to open the box properly for a "jump start". A special spool is used for continuous-loop operation which pulls the string through the spool. This spool must drive the string without slippage and without causing excessive wear of the drive string. It must also allow the passage of the lure through the drive spool for resetting the lure. Since the drag on the string is higher with continuous-loop operation than with a conventional drag-lure track, attention must be paid to having a high efficiency (low drag, low current) lure machine and having several well-charged batteries available. Continuous charging of the batteries throughout the meet can sometimes be used, and may add to reliability and reduce the need for spare batteries.

8.9.2 Lure Pacing

A jerky lure, or one too close or too far ahead of the racers will not produce true oval racing and should be avoided. Lure operators should aim to operate the lure consistently from race to race and from meet to meet.

8.9.2.1 Drag-lure and Continuous-loop

Drag-lure tracks use a "jump start". (See Section 3.9) The "jump start" cannot be used with the continuous-loop track. (See Section 3.9) Instead, the lure is initially placed 15 feet in front of the starting box and the dogs released when the lure reaches 25 yards in front of the box. This minimizes the possible tendency for the dogs to drift out in the run down the chute into the first bend. After a "jump start" the lure must be accelerated quickly (within 50 yards) to a position about 20 yards ahead of the

lead racer on the 220 meter and 25 yards ahead on the 350 meter drag-lure tracks. The desired lead on the continuous-loop track is 27 yards which is only slightly more than the lead at the start. The lure must be smoothly paced with the desired amount of lead maintained around the track. The lure should be stopped rapidly when the lead dog nears the predetermined stopping area past the finish line. The proper lure lead must be maintained on these tracks to obtain true oval racing. It is important that the lure operator keeps in mind that the drag-lure must always appear to the racers to be moving toward the inner fence to obtain proper racing. The proper lead on the drag-lure tracks (this does not apply for continuous-loop tracks) can also be judged by noting that the lure should have just passed the first pulley at the same time that the racers are about to enter the first bend. It is recommended that pairs of markers separated by the proper lead distance be put on the inner fence at several places (first bend, back-stretch, and for the 350 meter track, also the last bend) to aid the lure operator in judging the correct lead on the drag-lure and continuous-loop tracks.

8.9.2.2 Rail-lure

For an inside rail-lure, a smooth pace is desired with a lead of about 10 yards in the straights and about 5 yards in the bends.

8.9.3 The lure

It is preferred to have a fluffy, furry, highly visible lure about the size of a jack rabbit, that bounces and flutters during the race. It is also desirable to incorporate a squeaker to attract the racers should their sight of the lure be momentarily blocked by the other racers.

However, in order to easily pull the lure through the pulleys without snagging or strain or in wet conditions, it is necessary to compromise on the size and materials used. Usually, an almost ideal lure can be mounted on the rail-lure arm. A drag-lure or continuous-loop lure usually must use a number of white plastic or cloth strips tied together at one end. The front inch or so of the lure should be cone-shaped to facilitate passing the pulleys without snagging as shown in Figure 8-1. A small piece of fur can be attached to it to attract the racers at the end of the race. In windy conditions with a drag-lure track, it may be desirable to add some weight to the lure (a 1 ounce fishing weight can be buried in the nose of the lure), to cut the length of the lure, and also move the pulleys outward a few feet on the windward side of the track to reduce the chance of the lure snagging on a pulley or fence. It is essential that the lure has a high contrast with the track and not blend with the track surface. This would make it very difficult for the racers to remain sighted. Unsighted racers tend to race poorly or fight. The lure operator should inspect the lure between each race and make sure it is in good condition and strongly attached to the string. The lure should be repaired or replaced whenever necessary. For a drag-lure track, the lure should be placed 15 feet in front of the center of the starting box, with slack line laid as shown in Figure 3.1 to give the starter a chance to get a perfect "jump start". For a continuous-loop track the lure is placed 15 feet in front of the starting box, but a "jump start" is not used. Instead, the dogs are released when the lure is 25 yards in front of the box. With a rail-lure, the lure is brought past the starting box at about the speed or else is started in front of the

box. The box is opened when the lure crosses a predetermined mark on the rail.

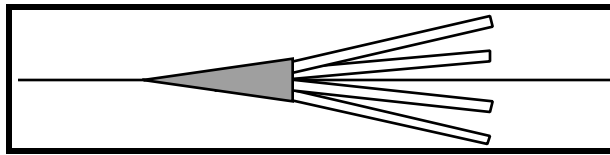


Figure 8-1 Lure construction

8.9.4 Drag Line

The line used to drag the lure must be strong enough and in first class condition. A minimum of 80 pound test line (preferably Dacron, but Nylon can also be used) should be used for drag-lure operation. A minimum of 120 pound test Dacron line should be used for continuous-loop operation. Nylon line should not be used for continuous-loop operation because it stretches too much.

8.10 TIMING SYSTEM

Hand operated timers (stop watches, or electric, or electronic clocks) accurate to 0.1 seconds or better can be used to time the race. The timers are started when the starting box opens and are stopped when the muzzle of the winning racer touches the finish line. Even when operated by experts and with the timer having a resolution of 0.01 seconds, the accuracy is not better than 0.1 seconds. With a non-expert operator, it is not unusual to get errors of several tenths of a second. A switch installed on the starting box door to automatically start the timers when the box opens gives improved timing accuracy. A photo cell with an infra-red light source can be used to detect the instant the winner crosses the finish line to give highly accurate completely automatic timing with an accuracy approaching 0.01 seconds. Horse clubs often own such a device which they use to time barrel races. A

TV camera with a 0.01 second clock in the picture can be used to time all the racers in the race with an accuracy approaching 0.03 to 0.05 seconds. This can sometimes aid the Placing Judges if it is mounted in line with the Finish Line and can be quickly viewed by the Placing Judges. A photo finish camera which shows the order of finish and prints timing information on the film achieves an accuracy of about 0.01 seconds for all the racers in the race is the best system and may occasionally be available. For the times to be significant the distance of the race must be accurately measured (within 3 feet accuracy for a 0.1 second timer and within 1/2 foot for a 0.01 second timer). Track conditions also have important effects on the times recorded. It is recommended, for uniform definition, that timing should begin when the starting box door reaches an angle of 45 degrees with the horizontal.

8.11 SCORE BOARD

A score board should be provided which list the entries in each race, the points earned in each race, and their accumulated total points. A double blackboard can be used which list the racers and results for one program, plus the entries in each race for the subsequent program. Alternatively, a better system uses movable, magnetic plates with the information for each racer on them which can be rotated after each program to show the entries in each race of the subsequent program. After completion of all the programs, the racers should be listed in the order of their final placings in the meet.